



# Lake Forest High School



**October 2011**

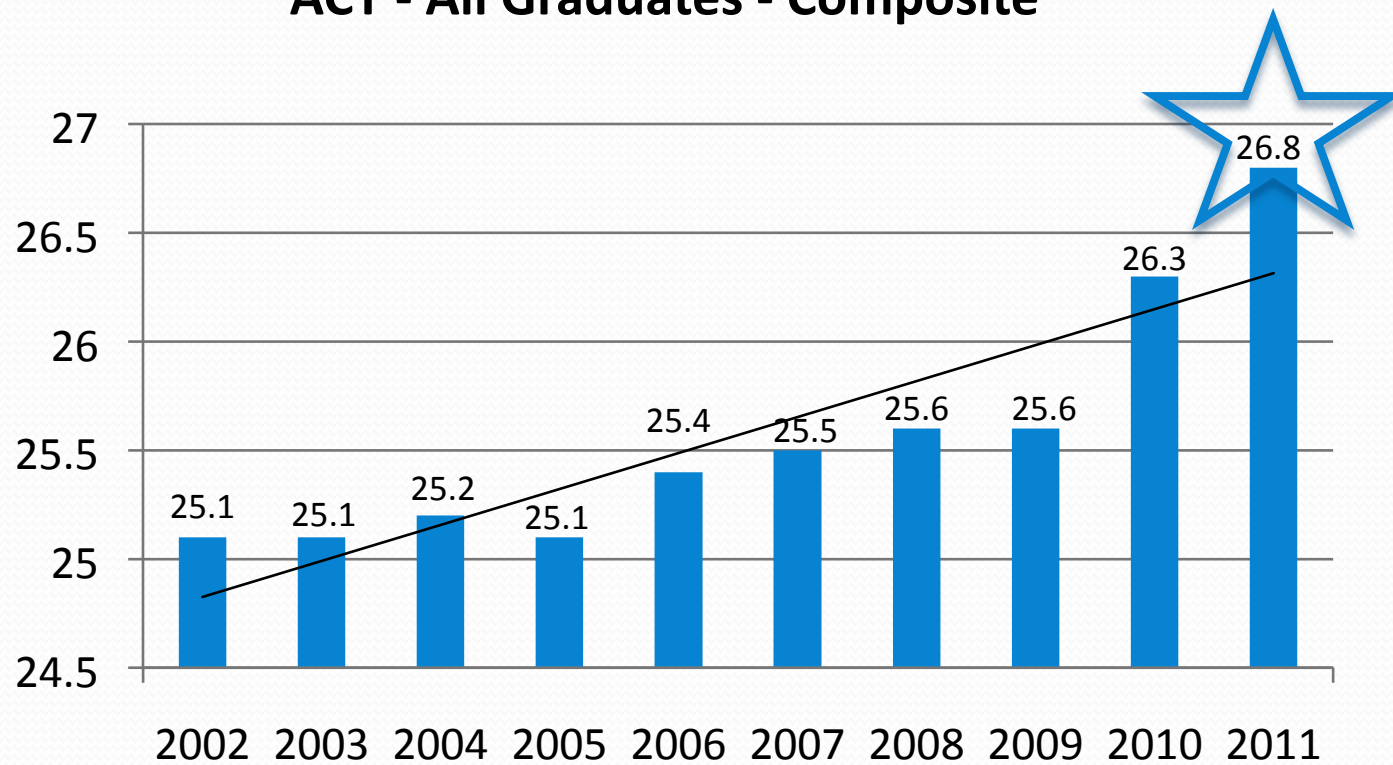


***Ongoing Commitment to  
Academic and Fiscal  
Excellence***



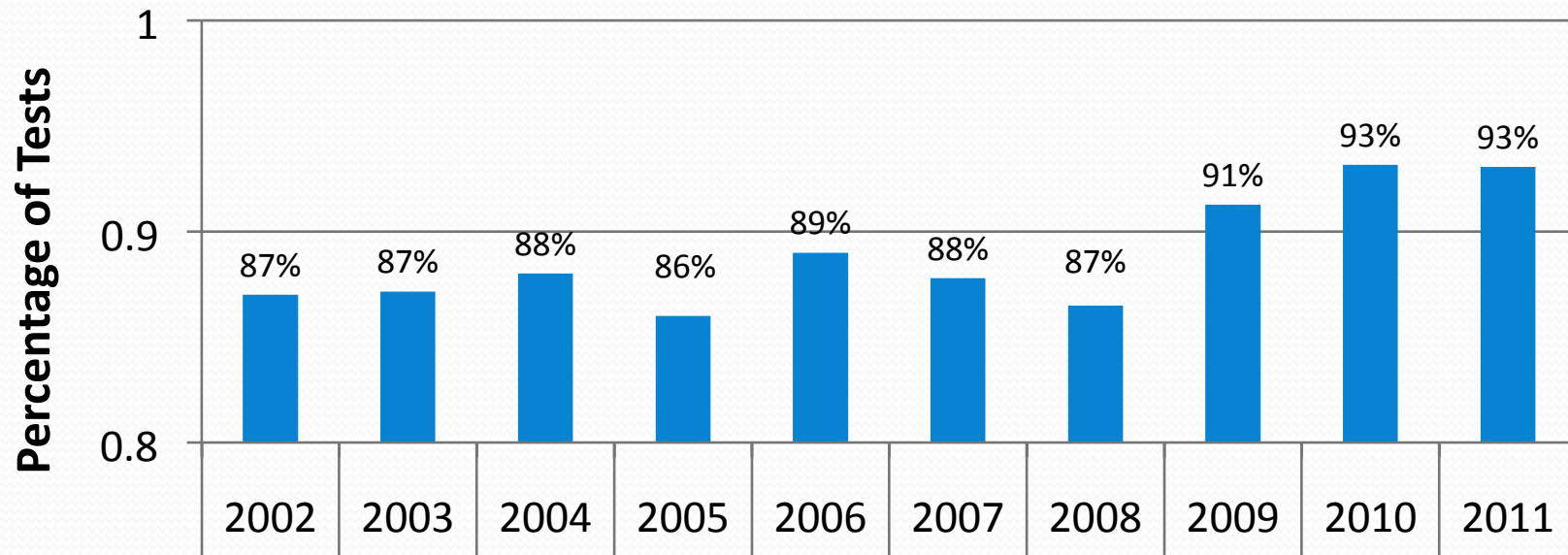
# LFHS - ACT Scores

ACT - All Graduates - Composite



# LFHS - Advanced Placement

Percentage of AP Exams Scored 3 or Higher by Year



# Financial Headwinds

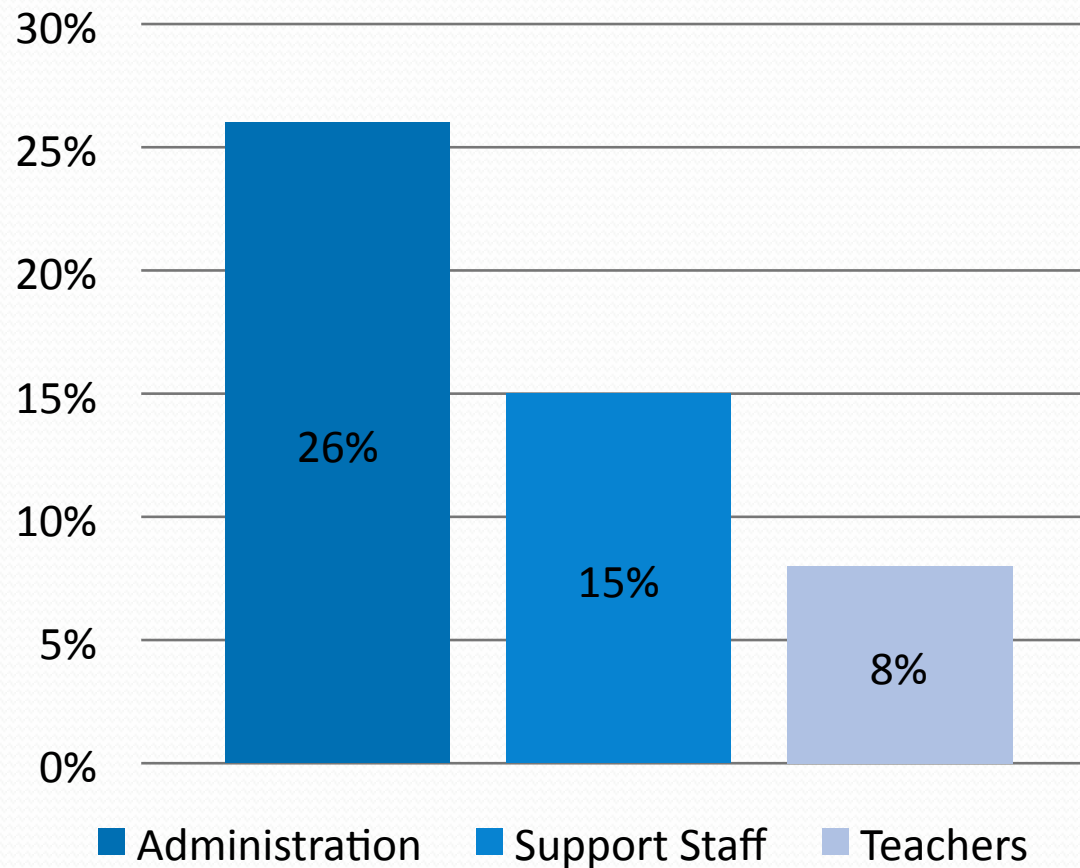
- Reduction in new construction/impact fees
- Lower interest earnings
- Delayed payments from State of Illinois
- 5-Year contract with teachers union – 2006-2011  
*(average annual increase of 5.52%)*
- Average annual CPI increase 2.2%



# Changing Economic Environment

- Deficits last 3 years = declining fund balances
- Currently operating below our fund balance reserve goal of 10%
- Cash flow remains strong
- No expectation for tax anticipation warrants

## Path to Black-Staff Reductions Since 2008



***Since 2008 there has been a decrease of 37 positions – a 12% decrease.***



# Path to Black

## Renegotiation of Contracts

- Transportation
- Contractual Cleaning
- Copiers
- Emergency Notification System



# Path to Black

## Increase Alternative Revenues (Annual)

- Cell Towers – \$160,000 +
- SEDOL - \$150,000
- Little Scouts - \$130,000 net
- Citadel



# Path to Black

- Voluntary Separation Initiative
- TIF Closeout-\$600,000+ in 2013
- New Teacher Contract



## Financial Goal

- **Balanced Budgets**
- **Restore Fund Balances to 10%+ of Operating Expenses**

